

Bodal Chemicals Limited

Investor Presentation-November 2026



Safe Harbour

This presentation and the accompanying slides (the "Presentation"), which have been prepared by **Bodal Chemicals Limited (the "Company"),** have been prepared solely for information purposes and do not constitute any offer, recommendation or invitation to purchase or subscribe for any securities, and shall not form the basis or be relied on in connection with any contract or binding commitment whatsoever. No offering of securities of the Company will be made except by means of a statutory offering document containing detailed information about the Company.

This Presentation has been prepared by the Company based on information and data which the Company considers reliable, but the Company makes no representation or warranty, express or implied, whatsoever, and no reliance shall be placed on, the truth, accuracy, completeness, fairness and reasonableness of the contents of this Presentation. This Presentation may not be all inclusive and may not contain all of the information that you may consider material. Any liability in respect of the contents of, or any omission from, this Presentation is expressly excluded.

This presentation contains certain forward looking statements concerning the Company's future business prospects and business profitability, which are subject to a number of risks and uncertainties and the actual results could materially differ from those in such forward looking statements. The risks and uncertainties relating to these statements include, but are not limited to, risks and uncertainties regarding fluctuations in earnings, our ability to manage growth, competition (both domestic and international), economic growth in India and abroad, ability to attract and retain highly skilled professionals, time and cost over runs on contracts, our ability to manage our international operations, government policies and actions regulations, interest and other fiscal costs generally prevailing in the economy. The Company does not undertake to make any announcement in case any of these forward looking statements become materially incorrect in future or update any forward looking statements made from time to time by or on behalf of the Company.



Q2 & H1FY27 Highlights

Business Highlights

Revenue	EBITDA	PAT
H1FY27 Rs 15,991 mn	H1FY27 Rs. 2,027 mn	H1FY27 Rs. 1,118 mn
Q2FY27 Rs. 8,840 mn	Q2FY27 Rs. 1,276 mn	Q2FY27 Rs. 814 mn

- During the H1FY27, Company achieved all time high total revenue of Rs 15,991 mn, 67% growth on YoY basis. This growth is led by better realization and improved volume across the divisions. The robust margin of key dyes intermediates and with effective pass through of higher raw material cost, the company has achieved highest absolute EBITDA of Rs. 2027 mn, remarkable 114% growth on YoY for the 1st half of current year. During Q2 Company achieved Total revenue at Rs. 8840 mn, 77 % growth on YoY basis. EBITDA stood at Rs.1276 mn, 197% growth on YoY basis with margin of 14%. Net Profit stood at Rs. 814 mn,1259% growth on YoY basis.
- During the H1FY27, revenue from Dye intermediates grew by 68% led by volume with outstanding margin. Dyestuff grew by 42%, this improved realization helped to absorb raw material pressure and Basic Chemicals, grew by 136% YoY mainly due to increase in the prices of main raw material i.e. Sulphur. In Q2FY27, Revenue from Dye Intermediates stood at Rs.3,449 mn, grew by 88% quarterly on YoY basis, Revenue from Basic Chemicals Stood at Rs.990 mn, grew by 199% quarterly on YoY basis, Revenue from Dyestuffs stood at Rs.2,115 mn, grew by 60% quarterly on YoY basis.
- During the H1FY27, revenue from Chlor Alkali business has grew by 6% on YoY basis, led by comparative better realization on YoY basis. In Q2FY27 Revenue from Chlor Alkali business stood at 908 mn, grew by 8% quarterly on YoY basis.
- During the H1FY27, in Saykha's the Benzene downstream products division has started contributing to the topline. Recent better realization and improved volume will lead to meaningful contribution on a quarter on quarter basis.
- The Sener Boya- Turkish, Chinese and BCTPL subsidiaries have performed overall satisfactory during the Q2FY27.
- Driven by an outstanding performance in our dyes intermediates division, higher volumes across the divisions, effective raw material cost pass-through, and integrated manufacturing capacity, we delivered record-high quarterly revenue and earnings. We anticipate that due to structural changes in China and stabilization of Benzene downstream products plant, better run should continue for the company in coming quarters.

* On Consolidated basis

Performance Highlights

	Revenue (Rs. In Mn)	EBITDA (Rs. In Mn)		PAT (Rs. In Mn)		Margin
		8.6%	14.4%	1.2%	9.2%	
Q2 FY27 Performance	5,004 → 8,840	429 → 1,276		60 → 814		
	Q2FY26 → Q2FY27	Q2FY26 → Q2FY27		Q2FY26 → Q2FY27		
		9.9%	12.7%	1.6%	7.0%	
H1FY27 Performance	9,586 → 15,991	946 → 2,027		155 → 1,118		
	H1FY26 → H1FY27	H1FY26 → H1FY27		H1FY26 → H1FY27		

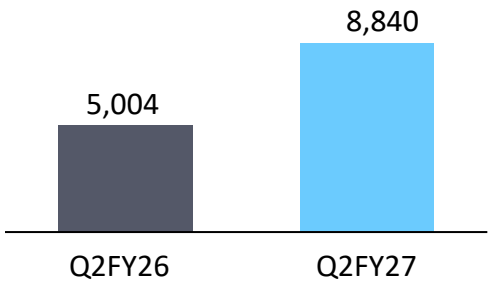

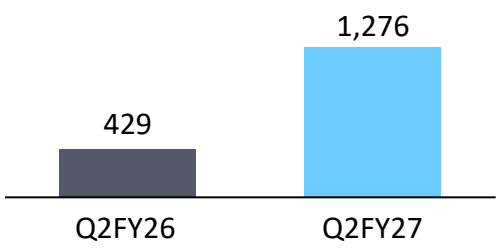

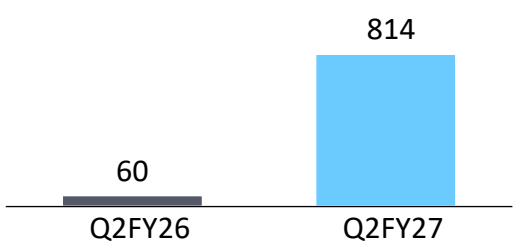

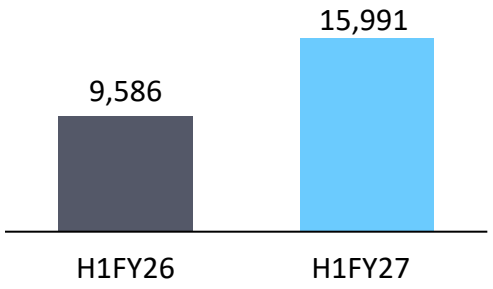

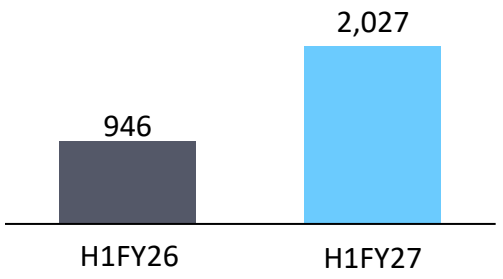

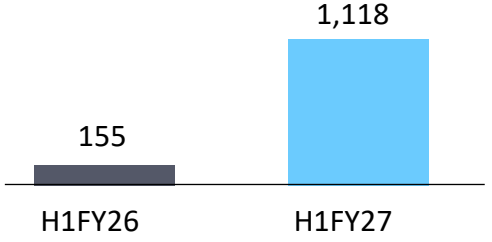

* On Consolidated basis

Performance Highlights

Bodal Chemicals Ltd.
COLOURS. INTEGRATION. INNOVATION.

Revenue Breakup

H1 FY26
Revenue Rs 9,166 mn

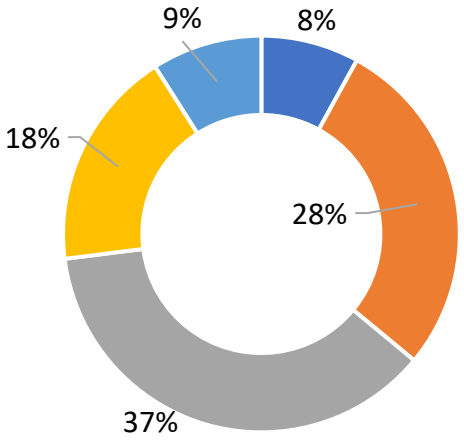

H1 FY27
Revenue Rs 15,442 mn

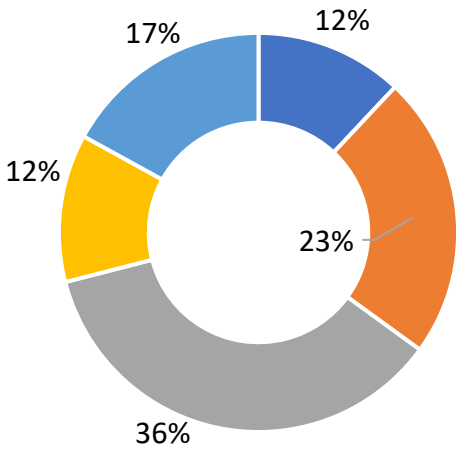

- Basic Chemicals
- Dyestuff
- Dye Intermediates
- Caustic Soda
- Others

Geographic Breakup

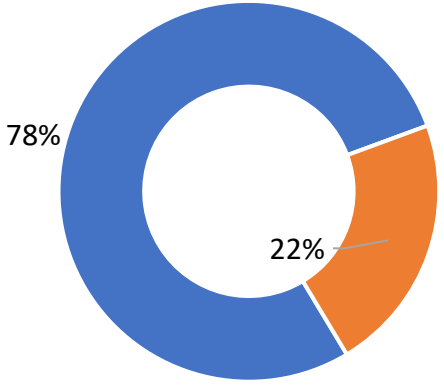

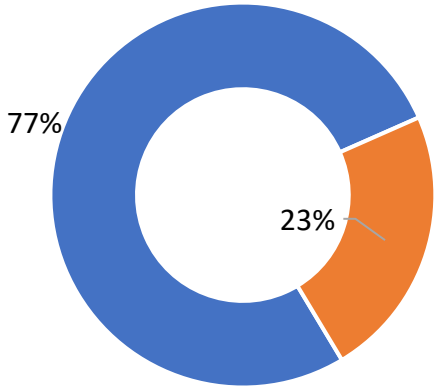

- Domestc
- Export

* On Consolidated basis –Sales of products excluding other non operating income

Performance Highlights

(Rs in mn)

Revenue Breakup

Basic Chemicals

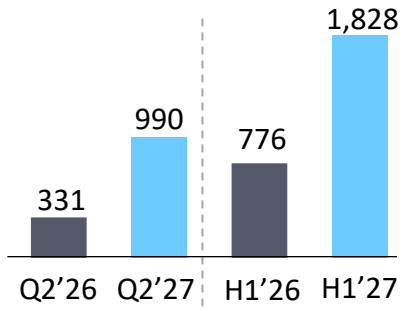

Dyestuff

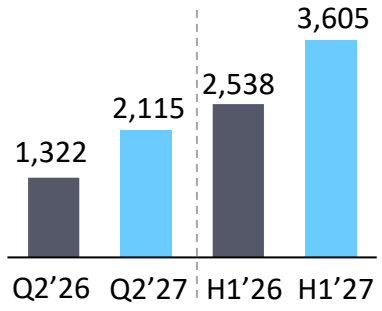

Dye Intermediates

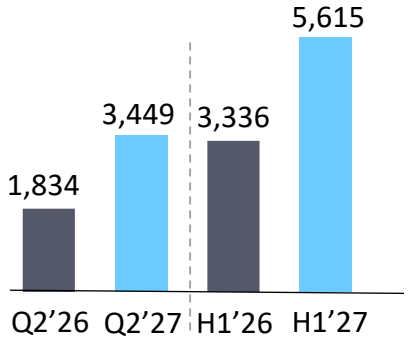

Chlor Alkali^

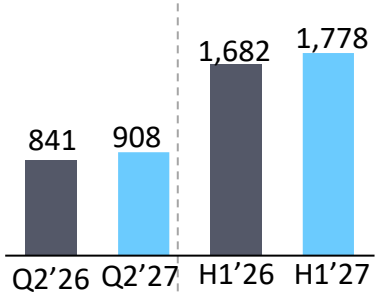

*Revenue breakup on a Consolidated basis

(MT)

Production Volume

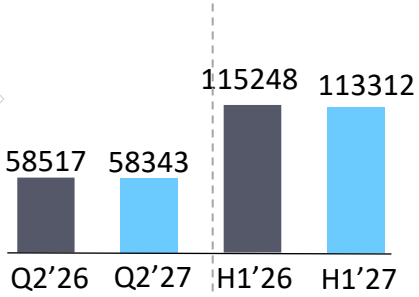

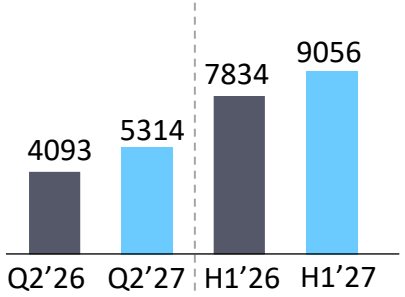

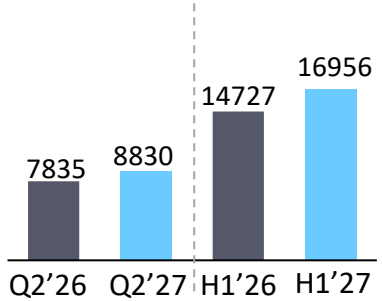

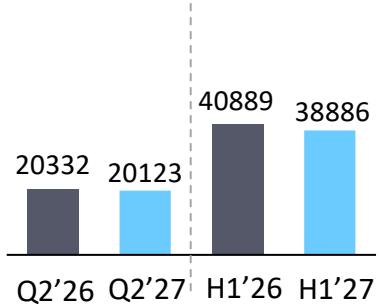

* Production Volume on a Standalone basis due to limited information on subsidiaries

^Production volume - Caustic Soda only

Subsidiaries Performance

(Rs in mn)

Revenue

BCTPL

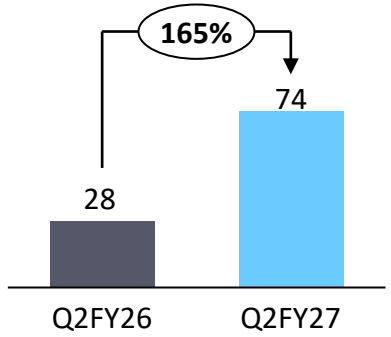

Sen-er Boya

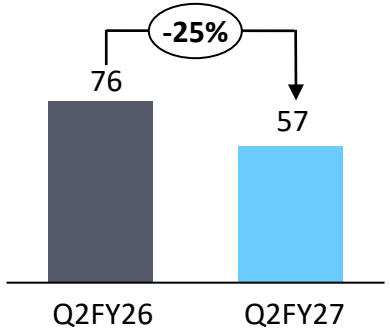

BCL China

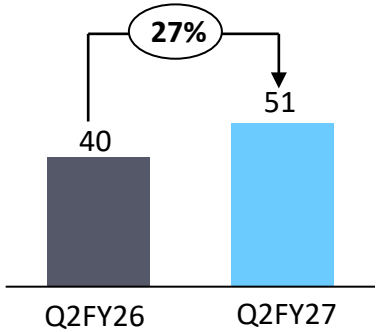

BCL Indonesia

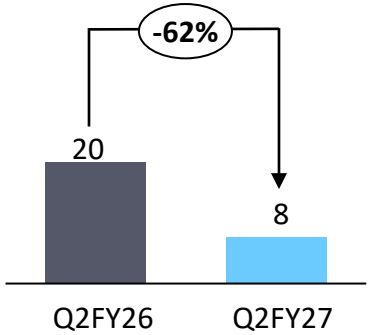

Particulars	BCTPL		Sener Boya		Bodal-China		Bodal-Indonesia	
(Rs in mn)	Q2 FY26	Q2 FY27	Q2 FY26	Q2 FY27	Q2 FY26	Q2 FY27	Q2 FY26	Q2 FY27
Sales	27.8	73.7	75.7	56.8	40.3	51.0	20.2	7.7
PBT	1.6	1.7	-11.9	4.6	9.5	4.4	5.2	-1.4
PAT	1.2	1.3	5.6	14.1	9.4	4.5	5.2	-1.4

Consolidated Profit & Loss Statement

Particulars (Rs. In Mn)	Q2 FY27	Q2 FY26	Y-o-Y%	H1 FY27	H1 FY26	Y-o-Y%
Revenue from Operation	8,633.7	4,804.5		15,724.2	9,346.6	
Other Income	205.9	199.3		267.3	239.8	
Total Revenue	**8,839.6**	**5,003.8**	**76.7%**	**15,991.5**	**9,586.3**	**66.8%**
Raw Material Consumed	5,126.5	2,741.2		9,388.3	5,116.5	
Employee Expenses	400.7	321.4		728.1	636.8	
Other Expenses	2,023.9	1,493.2		3,822.3	2,854.0	
Loss arising from Company's Subsidiary operating in hyperinflationary economies	12.7	18.9		25.8	33.3	
EBITDA	**1,275.9**	**429.1**	**197.3%**	**2,026.9**	**945.7**	**114.3%**
EBITDA (%)	**14.4%**	**8.6%**		**12.7%**	**9.9%**	
Depreciation	177.6	174.2		351.7	349.2	
EBIT	1098.3	255.0		1675.2	596.5	
EBIT (%)	**12.4%**	**5.1%**		**10.5%**	**6.2%**	
Finance Cost	198.3	199.2		384.0	415.5	
Exceptional Items	0.0	0.3		0.0	0.3	
Profit Before Tax	900.0	55.5		1,291.2	180.7	
Tax	85.5	-4.4		172.9	25.5	
Profit After Tax	**814.4**	**59.9**	**1259.0%**	**1118.2**	**155.3**	**620.2%**
Profit After Tax (%)	**9.2%**	**1.2%**		**7.0%**	**1.6%**	
EPS (in Rs.)	6.5	0.5		8.9	1.2	

Standalone Profit & Loss Statement

Particulars (Rs. In Mn)	Q2 FY27	Q2 FY26	Y-o-Y%	H1 FY27	H1 FY26	Y-o-Y%
Revenue from Operation	8,526.65	4,719.6		15,509.6	9,168.0	
Other Income	196.9	198.8		249.7	221.3	
Total Revenue	**8,723.5**	**4,918.4**	**77.4%**	**15,759.3**	**9,389.3**	**67.8%**
Raw Material Consumed	5,062.9	2,692.4		9,259.8	4,992.1	
Employee Expenses	380.4	311.5		695.4	615.3	
Other Expenses	2,005.7	1,482.4		3,785.1	2,830.2	
EBITDA	**1,274.5**	**432.1**	**194.9%**	**2,019.1**	**951.7**	**112.2%**
EBITDA (%)	**14.6%**	**8.8%**		**12.8%**	**10.1%**	
Depreciation	175.1	171.7		346.7	344.4	
EBIT	1099.3	260.4		1672.4	607.3	
EBIT (%)	**12.6%**	**5.3%**		**10.6%**	**6.5%**	
Finance Cost	198.4	205.5		384.0	414.4	
Exceptional Items	0.0	0.3		0.0	0.3	
Profit Before Tax	900.9	54.6		1,288.4	192.7	
Tax	96.2	12.7		195.8	47.3	
Profit After Tax	**804.7**	**42.0**	**1817.3%**	**1092.6**	**145.4**	**651.5%**
Profit After Tax (%)	**9.2%**	**0.9%**		**6.9%**	**1.5%**	
EPS (in Rs.)	6.4	0.3		8.7	1.2	

Consolidated Balance Sheet

Particulars (In Mn)	Sep-26	Mar-26
ASSETS		
Non-current assets	**13,922.0**	**14,213.8**
Property, Plant and Equipment	12,024.9	12,148.4
Right of use of assets	109.4	124.7
Capital Work-In-Progress	517.7	668.6
Goodwill	84.8	84.8
Other Intangible Assets	25.9	30.6
Financial Assets		
(i) Investments	1.2	1.2
(ii) Loans	22.8	19.8
(iii)Other financial assets	680.8	681.8
Non-current tax assets	57.0	108.3
Deferred tax assets	216.7	194.4
Other non-current assets	180.8	151.4
Current assets	**11,870.4**	**9,343.9**
Inventories	3,920.5	3,235.9
Financial Assets		
(i) Trade receivables	6,019.8	4,386.3
(ii) Cash and cash equivalents	229.8	167.7
(iii) Bank Balances other than above (iii)	87.0	45.2
(iv) Loans	21.9	22.7
(v) Other financial assets	389.2	366.8
Income Tax Assets (Net)	5.3	17.1
Other current assets	1,073.6	847.2
Assets held for sale	123.5	255.1
TOTAL - ASSETS	**25,792.4**	**23,557.7**

Particulars (In Mn)	Sep-26	Mar-26
Equity & Liabilities		
Equity	**12,706.4**	**11,575.4**
Equity Share capital	251.9	251.9
Other equity	12,454.5	11,323.6
LIABILITIES		
Non-current liabilities	**4,025.6**	**4,366.8**
Financial liabilities		
Borrowings	2,874.1	3,401.7
Lease Liabilities	92.6	104.9
Provisions	12.2	10.2
Deferred tax liabilities (net)	1,046.7	849.9
Current liabilities	**9,060.4**	**7,615.6**
Financial liabilities		
(i) Borrowings	5,229.2	4,600.2
(ii) Lease Liabilities	24.1	25.1
(iii) Trade payables	3,046.2	2,468.1
(iv) Other financial liabilities	77.0	162.3
Other current liabilities	435.1	277.1
Provisions	88.0	68.6
Current tax liabilities (net)	0.8	0.8
Liabilities classified as held for sale	160.1	13.5
TOTAL - EQUITY AND LIABILITIES	**25,792.4**	**23,557.7**



Company Overview

A Leading Chemical Manufacturer

3
Decade Old Organization

8
Operating Manufacturing Facilities

Rs. 20,539 mn
FY26 Consolidated Revenue

70+
Distributors Across India

10
6 Domestic + 4 Overseas Depots

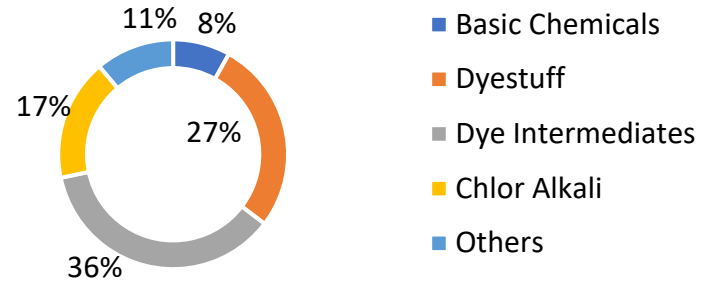

200+
Products

600+
Customers

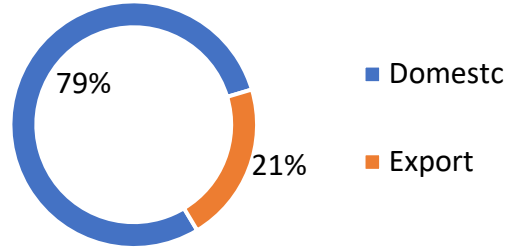

Integrated Chemical Player Having Global Presence Across Multiple Products

Revenue includes other income

Export data are as per standalone

Company Evolution

1989

- Incorporated as JK Pharma at Unit II-A

1993 - 1994

- Acquired Unit II & Unit III
- Name changed to Bodal Chemicals Pvt. Ltd.

1997-2004

- 1997-Acquired two Units
- 2004 -Acquired Unit I & Forward integrated in **Dyestuffs** segment

2006-2010

- 2006-Listed on BSE via reverse merger with Dintex Dye Chem (Unit I)
- Acquired Unit IV
- 2007-Built Unit VII & Acquired Unit VIII

2011

- Backward integration of **Basic Chemical** at Unit VII

2013- 15

- MEEP at Unit VII

2016

- Amalgamation: Bodal Agrotech, becomes Unit X

2017

- Acquired 70% stake in **SPS Processors** & 40% stake in **Trion Chemicals**

2018

- Expanded **Dyestuffs** capacity by 12,000 MTPA
- Installed additional 5MW co-generation powerplant

2019

- Enhanced **Dyestuffs capacity** by 6,000 MTPA
- TC capacity expanded by 36,000 MTPA.

2019-20

- Acquired 80% stake in Sener Boya (a Turkish entity)
- Recognized as Bluesign System partner
- Acquired 100% stake of Trion Chemicals and Amalgamated with Bodal as a unit XI

2021-24

- Acquisition of Chlor Alkali plant in Punjab and Completed technology upgradation with capacity expansion
- Amalgamation of SPS with Bodal
- Specialty Benzene Downstream Products in Saykha, Gujarat production started.

Geographical Footprint

~25 of Total revenue comes from exports



30+ *Countries*
Global Presence

Revenue Breakup

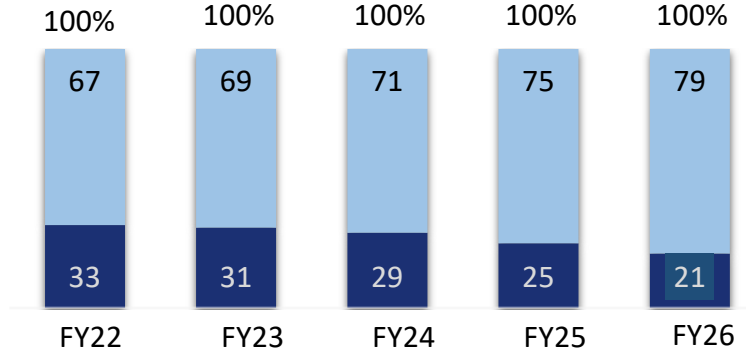

Note : Maps not to scale. All data , information are provided ''as is'' without warranty any representation of accuracy , timeliness or completion
Export data are as per standalone

Longstanding Clientele

Bodal Chemicals Ltd.
COLOURS. INTEGRATION. INNOVATION.

Basic Chemicals

LANXESS
DEEPAK NITRITE
MEGHMANI ORGANICS LIMITED
ADITYA BIRLA GRASIM
GFL GUJARAT FLUOROCHEMICALS VALUE THROUGH GREEN CHEMISTRY
SRF
EVONIK POWER TO CREATE
AksharChem

Dye Intermediates

OHYOUNG
McFills Enterprises Pvt. Ltd.
Color Root
ALPS
Chemistar
ACETO
JAY
ORNET Intermediates

Dyestuffs

DyStar®
BASF The Chemical Company
ARCHROMA LIFE ENHANCED
stahl
REPICO ROHRANLAGENBAU
RIFA®
HUNTSMAN Enriching lives through innovation
TFL
united
Everlight Chemical
KISCO SENIOR LIVING

Chlor Alkali

TRIDENTGROUP™ Being different is normal
एन एफ एल NFL
इंडियनऑयल IndianOil
Shreyans GROUP
Nestlé
RSPL EVOLUTION IS CONSTANT
ARVIND FASHIONING POSSIBILITIES
Vardhmān
adani wilmar For a healthy growing nation
WELSPUN INDIA Home Textiles

70+
Distributors Across India

600+
Customers

Experienced Board & Management Team

Mr. Suresh J. Patel
Chairman & MD

Experience : 40+ years

Background :

- Founder & Visionary of the company
- Involved in day-to-day operations & Dye Intermediates marketing
- +3 decade of experience in the chemicals manufacturing & trading

Mr. Bhavin S. Patel
Executive Director

Experience : 20+ years

Background :

- He played an instrumental role in Dyestuffs business
- He heads the Dyestuffs division including production, marketing etc
- Increased business presence in global market significantly

Mr. Ankit S. Patel
Executive Director

Experience : 15+ years

Background :

- Economics Graduate from University of Nevada & MBA from Dervi University, USA
- He heads basic chemicals division and lead the sulphuric acid and Chlor Alkali plant expansion

Mr. Mayur Padhya
Chief Financial Officer

Experience: 30+ Years

Background :

- Qualified Chartered Accountant & Cost Management Accountant
- He handles finance, corporate affairs and investor relationship

Mr. Rajarshi Gosh
Director - HSE

Experience : 25+ years

Background :

- Progressive experience in Cross functional management and senior leadership roles
- Well versed in EHSS Management, Principles of Risk Management

Mr. Rohit B. Maloo
Independent Director

Experience : 15+ years

Background :

- CA, MBA, M.Com & CFA Level II
- Has been a practicing in the field of audit and taxation since a decade of listed companies having turnover of more than Rs. 1500 crores

Mr. Nalin Kumar
Independent Director

Experience : 30+ years

Background :

- BTech, IIT-Kharagpur, MBA, IIM-Calcutta
- Previously associated with with leading financial services firms like HSBC, JP Morgan etc

Mr. Mayank Mehta
Independent Director

Experience : 40+ years

Background :

- Banking & Finance professional with over 4 decade of experience
- Previous associated as CFO of Union Bank of India and Executive Director at Bank of Baroda

Mrs. Neha Huddar
Independent Director

Experience : 35+ years

Background :

- Qualified C.A & Finance professional with experience in funds management, audit, accounting, taxation etc.
- Previously associated with Thirumalai Chemicals as CFO & Reliance Foundation as Head Finance

Awards & Certifications

Awards

2005-06

- Received the prestigious **Chemexcil Gold Award** for outstanding performance in **Exports by Merchant Exporters Panel** of Chemexcil, Government of India

2009-10

- Award for direct export of Dye Intermediates and Dyestuffs from the Gujarat Dyestuffs Manufacturers Association.

2011-12

- CHEMEXCIL - **"Trishul Award"** - 2011-12 and 2013-14

2013-14

- **Highest Self Manufacturing Turnover for Domestic and Export** of Dyes and Dye Intermediates from the **Gujarat Dyestuffs Manufacturers Association**

2015-16

- CHEMEXCIL - **"Gold Award"**

2016-17

- **Highest Self Manufacturing Turnover** for Domestic and Export of Dyes and Dye Intermediates from the GDMA.
- First in **Large scale unit category for outstanding performance on DMAI &** CHEMEXCIL - **"Award of Excellency"**

2017-18

- Second in **Large scale unit category** for Excellent performance in Export of Dyestuffs from the Dyestuffs Manufacturers' Association of India
- Listed amongst the Top 500 Indian Companies by the Dun & Bradstreet in 2018 for the second consecutive time

2018-19

- ET Enterprise Icons 2018 | Gujarat Best brand award 2018
- 25 Best Companies to Work For (Industry) 2019 by CEO Insights

2022-23

- Highest self Manufacturing Turnover from Domestic and Export of Dyes and Dye Intermediates by GDMA
- First Award for the outstanding performance in Domestic Market by Large Scale Unit by DMAI

2023-24

- **Second prize in National Energy Conservation Awards (NECA) 2024** for the Outstanding contributions in energy conservation in the Chlor-Alkali sector given by the Award Committee under the Ministry of Power, Government of India.
- Highest self Manufacturing Turnover from Domestic and Export of Dyes and Dye Intermediates by **GDMA**

2025-26

- Second in Large scale unit category for Excellent performance in Export of Dyestuffs from DPMI
- Award for the outstanding performance in Domestic Market in field of Dyestuffs and Dyes intermediates by a Large Scale Unit from DPMAI
- CNBC-TV18 India Risk Management Award -Midcap Segment (IRMA- 2026)

Certificates

- BCL has ISO 9001:2015 and ISO 14001:2015 certifications for their production of Dye intermediates & Dyestuffs.
- Bluesign Certification – Recognized as Bluesign System partner – Bluesign approved Product Supplier
- GOTS (Global Organic Textile Standard) Certification
- ZDHC Certification
- ISO 45001 : 2018 Certification
- BEHIVE Certification
- ECOTAX Certification

ZDHC Zero Discharge of Hazardous Chemicals

GLOBAL ORGANIC TEXTILE STANDARD · GOTS ·

ISO 9001:2015

bluesign SYSTEM PARTNER



Product Overview

Diversified Product Portfolio

Existing Products

Basic Chemicals
- Sulphuric Acid
- Chlorosulphonic Acid
- Sulphur Trioxide
- Oleum 23% & 65%
- Sodium Bisulphate
- Acetanilide
- Thionyl Chloride
- Beta Nephthol
- Para Nitro Aniline

~12 Products

Dye Intermediates
- Vinyl Sulphone & Derivatives
- H Acid
- DASA
- F.C. Acid
- Gamma Acid, K Acid
- Sulpho Tobias Acid
- 4.N.A.D.P.S.A
- 6-Nitro
- MPDSA
- Meta Ureido Aniline
- 1:2:4 DIAZO

~25 Products

Dyestuffs
- Reactive Dyes
- Acid Dyes
- Direct Dyes
- Liquid Dyes

~175 Products

Chlor Alkali
- Caustic soda
- Chlorine
- Hydrogen
- Hydrochloric Acid (HCL)
- Sodium Hypochlorite (HYPO)
- Stable Bleaching Powder (SBP)

6 Products

New Products Additions

Benzene Derivative
- MCB
- DCB
- PNCB
- ONCB
- MNCB

5 Products

End User Industries

Textiles | Leather | Paper | Water Treatments | Home Care

Pharma | Agro-Chemical | Home Care

Moving From Integrated Dyestuffs Player to Niche Value-added Products

*Capacity Addition of existing products

Manufacturing Value Chain

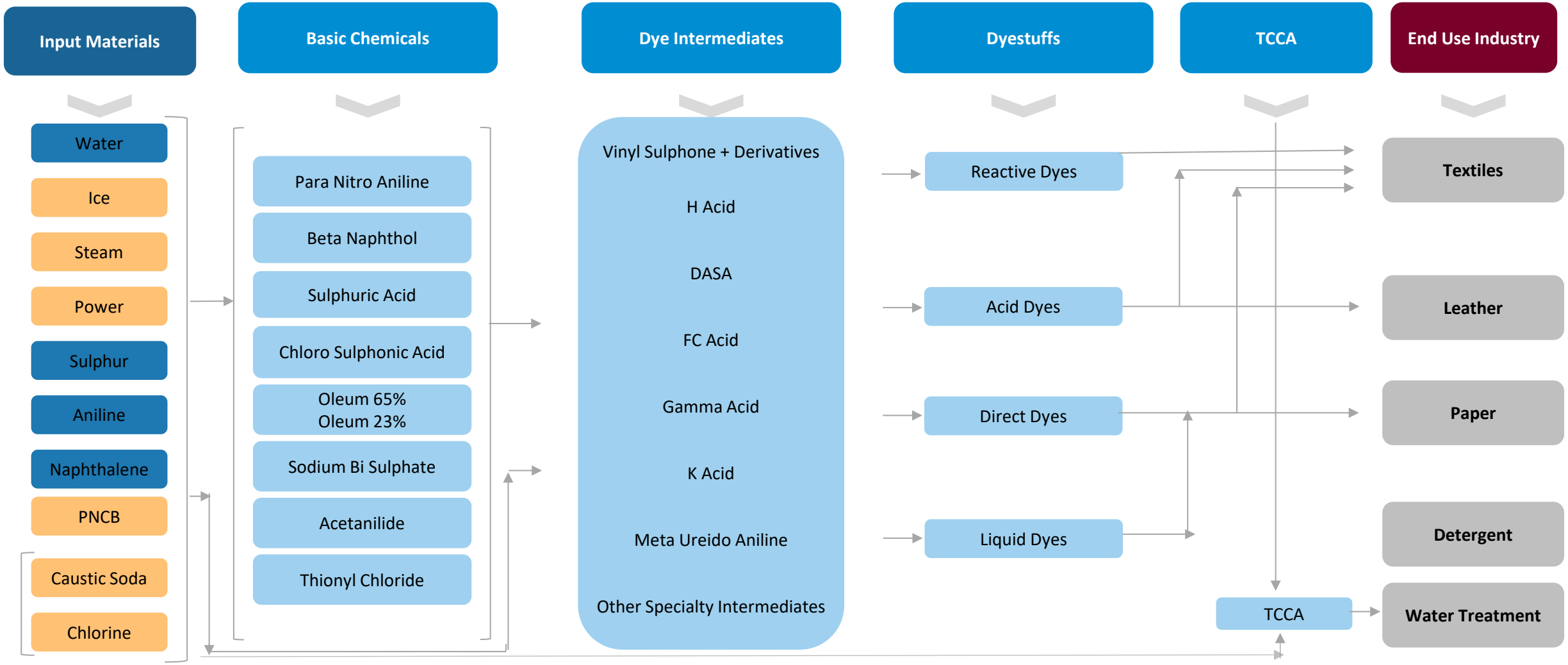

Input Materials – part/full in-house

Input Materials – external

Bodal Chemicals Products

End use industries

~ 40% of the Basic Chemicals to be captively consumed by Dye Intermediates and

~ 40% of Dye Intermediates output to be consumed by Dyestuffs, giving us a cost-competitive advantage

Manufacturing Facilities

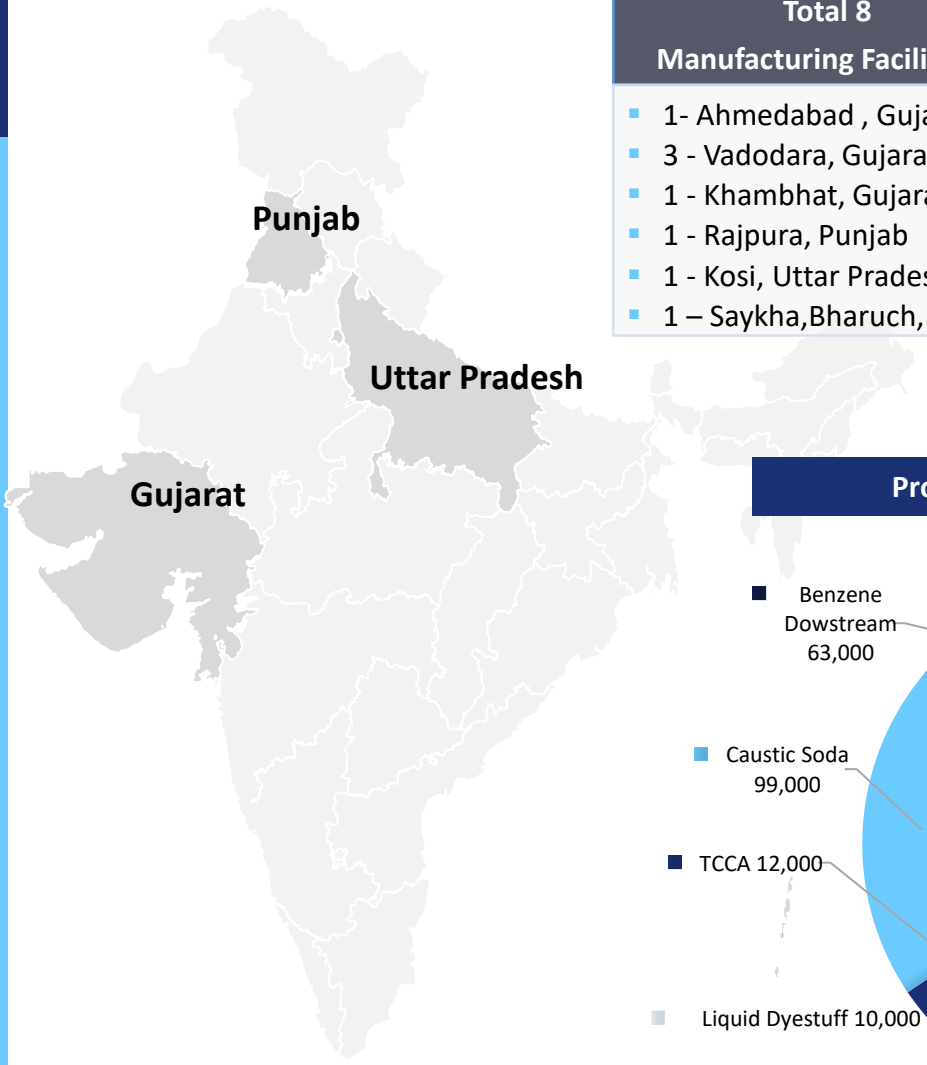

Total 8 Manufacturing Facilities *	In-house R&D Lab	Total Employees	10 Depots (Exclusive Distribution Warehouse)
1- Ahmedabad , Gujarat 3 - Vadodara, Gujarat 1 - Khambhat, Gujarat 1 - Rajpura, Punjab 1 - Kosi, Uttar Pradesh 1 – Saykha,Bharuch, Gujarat	2 - Vadodara, Gujarat	Domestic 2,200+ Contract Labours ~1,500 Overseas 30+	6 - India 1 - China 1 - Turkey 1 – Bangladesh 1- Indonesia

Production Capacity (MTPA)

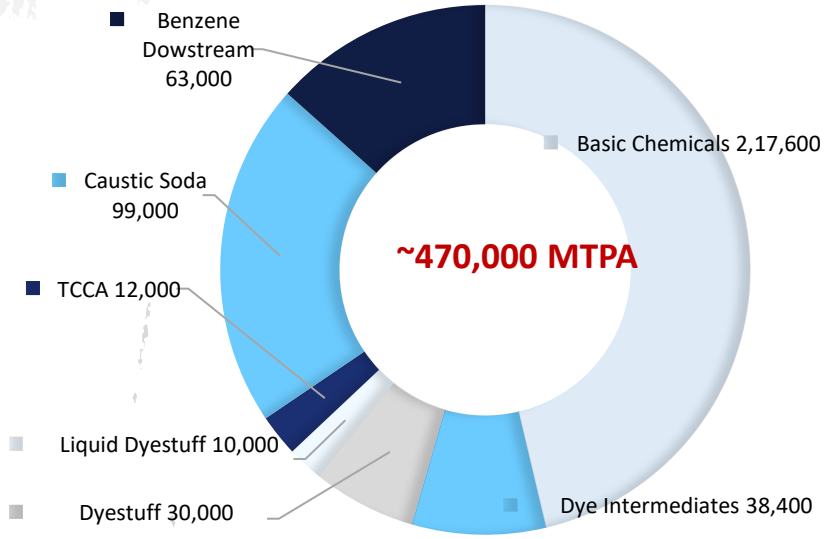

- Our major facilities strategically located at western belt of India which is largest chemical manufacturing zone
- Proximity to nearby seaport at Mundra, Pipavav, Hazira and Nhava Sheva







Note : 1) Re grouped production capacity 6000 MTPA of Beta Napthol from Basic Chemicals to Dyes intermediates 2) Maps not to scale. All data, information are provided ''as is'' without warranty any representation of accuracy , timeliness or completion 3) * Operating plants

Our Major Subsidiaries

(Rs in mn)

Company Name	Location	Stake	FY 26 Revenue	Details
Bodal Chemicals Trading Private Limited	Gujarat, India	100%	Rs 135 mn	Trading and Marketing subsidiary
Bodal Chemicals Trading Shijiazhuang Limited	China	100%	Rs. 187 mn	Trading & Marketing subsidiary for China and adjacent countries
Sen-er Boya Kimya Tekstil Sanayi Ve Ticaret	Turkey	100%	Rs.271 mn	Standardizing, trading, and marketing subsidiary for Turkey
Pt Bodal Chemicals Indonesia	Indonesia	100%	Rs.87 mn	Trading, and marketing subsidiary for Indonesia

Our Key Strengths



3 Decades of Presence

- ✓ Home grown player with deep understanding of Indian & global chemicals market

Integrated Business Model

- ✓ Integrated business model leading to cost competitiveness and protection against commodity cycles

In house R&D Facilities

- ✓ Well- equipped production facilities and laboratories. Strict quality adherence and continuous investment into R&D

Strong Relations with Marquee Clients

- ✓ Strict quality adherence has made us a long term business partner for many clients across the globe

Highly Compliant

- ✓ Strict environmental compliance with in-house ETP and MEEP plants

Strong and Experienced Management Team

- ✓ Long term association of senior management team enables the company to meet its strategic goals with their extensive knowledge & experience

India’s Edge in the Global Chemicals Market

Industry Megatrends

Structural Shift
Unorganized players in the Dye Intermediates and Dyestuffs Industry have been declining

China +1
India is emerging as the next alternative supplier for the global market

Compliance
Companies that are compliant with global environment laws will sustain

Policy Changes in China
Stringent measures & environment norms have eliminated small companies in china

Rising Exports
India has increased their chemical exports over the last few years

Textile Industry
Textiles constitutes ~80% of the total Dyestuffs demand and is expected to recover gradually

Atamanirbhar Bharat Abhiyan
The govt. initiative to reduce dependency on import of chemicals

Dyestuff Production
Gujarat is a leader with over 75% market share in Dyestuff Industry

Integrated player
Companies that have backward integration will have higher competitive edge

Availability of Raw Material
All key raw materials are available in India

Bodal’s Edge

Highly Compliant & Large Integrated Dyestuffs Player

Dyestuff Market Share		Dye-Intermediates Market Share	
Domestic	Global	Domestic	Global
~13%	~3%	~20%	~6%

*Above market share figures are based on management estimates



Next Level of Growth

Way Forward

- Lower cost of production
- Economies of scale
- Long term relationship with customers
- Superior quality
- 3+ decades of experience
- Diverse client base
- International presence
- Backward integration



Our Edge



Way Forward

- Capacity rampup
- New client penetration
- Ongoing internal efficiencies
- Rigorous integration
- New greenfield expansion
- Higher focus on B2C approach
- Increasing international presence
- Strengthening of market leadership



Responsible Corporate

Environmentally Compliant

Operating plants	Location	Zero Discharge Site (Solid+ Liquid+Air)	Effluent Treatment Plant	Common Effluent Treatment Plant, (at GIDC)	Multiple Effect Evaporator (MEEP)	Effluent Spray Dryer Plant (ESDP)	Solid Waste Incinerator Plant	Treated Effluent Discharge Access VECL Cala Lit./Day
Unit –IV	Vatva	-	✓	✓	-	-	-	-
Unit –V	Saykha –Bharuch	✓	✓	-	✓	-	-	-
Unit -VI	Kosi	✓	✓	-	✓	-	-	-
Unit VII	Vadodara	-	✓	-	✓	✓	✓	949,000
Unit VIII	Vadodara	-	✓	-	✓	✓	✓	23,800
Unit IX	Vadodara	✓	✓	-	-	-	-	-
Unit XI	Khambhat	✓	✓	-	-	-	-	-
Unit XII	Rajpura	✓	✓	-	✓	-	-	-

Pollution Control Systems

Effluent Treatment Plant (ETP)

- Treats low load waste water
- Compliant with GPCB, CPCB norms
- Capacity 500,000 liters / day
- Chemical oxidation
- Flocculation
- Clarification
- Bio- degradation by AIS
- Tertiary Poly system
- Online monitoring system

Brine Treatment Plant

- Installed world's first Brine Treatment Plant at Unit-VII
- Its is based on Modern Water's all-membrane brine concentration process (AMBC)
- It treats the effluent from Dyes and Zero Liquid Discharge (ZLD) is achieved at the end of treatment cycle

Multiple Effect Evaporator Plant (MEEP)

- Treats high load waste water
- Recovers salts- captive use/ sold
- Capacity 500,000 liters/day
- Investment of Rs 350mn

Benefits:

- Needs low steam, power
- Re-use of condensed water
- Integrated Zero Discharge System

Effluent Spray Dryer Plant (ESDP)

- Treats high load waste water beyond MEEP
- Minimizes treatment cost
- Spray Dryers: 3 * 100,000 liters/ day
- Incinerators: 3* 125,000 liters/ day

Responding To Critical Issue

Key Challenges

- High costs involved in complying with environmental regulations Moreover, the rising industrial water and power rates are a concern.
- Scarcity of water can lead to insufficient supply affecting our production needs.
- The Chemical Industry is energy and CO2 intensive. It represents more than 30% of global Greenhouse Gas (GHG) emissions. If not controlled, it can have a profound effect on climate change

Our Response

- Abides by the mantra of reduce, recover and reuse' of natural resources
- Taken appropriate pollution control systems including implementation of Effluent Treatment Plants (ETPs), Multiple Effect Evaporator Plant (MEEP), Brine Treatment Plant and Effluent Spray Dryer Plant (ESDP).
- The Company possesses 5 MW Co-generation lignite-based & 1.73 MW steam (waste recovery heat) based captive power plant at Unit 7

Outcome

- Reusable clean water
- Zero liquid discharge
- Salt extracted through MEEP process is captively used or sold
- Cost optimization through proper management of the energy consumption
- Creating a better future for all stakeholders



Multiple Effect Evaporator Plant (MEEP)



Effluent Treatment Plant (ETP)

CSR Activities

Key Focus Areas

- Eradicating hunger, poverty and malnutrition
- Promoting healthcare and sanitation including contribution to the Swach Bharat Kosh
- Promoting education and enhancement of rural infrastructure
- Ensuring environmental sustainability
- Providing funds for construction for drinking water pipelines Conducting regular health check-up camps
- Promotes Sports, with Contribution to :
  - Sports Council of the Deaf Basketball Club
  - Promoting individual talent to represent the country in sporting events
- To support various Trusts and NGO's like YUVA Unstoppable















Financial Highlights

Financial Highlights

Revenue (Rs. In Mn)

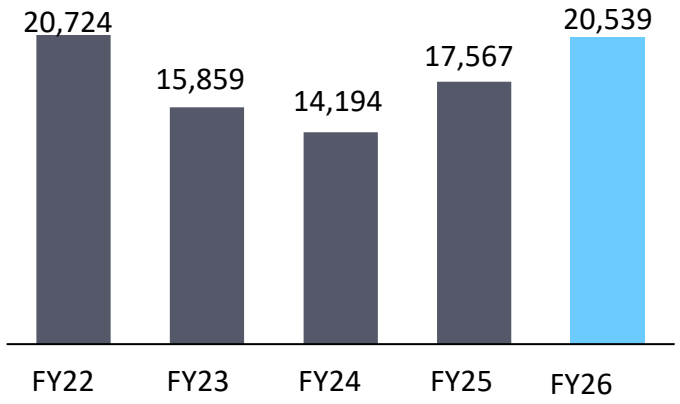

EBITDA (Rs. In Mn)

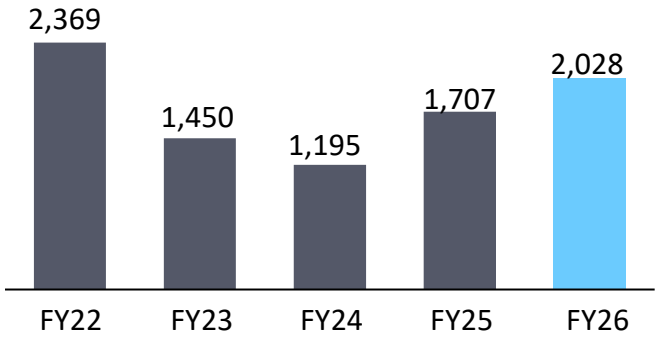

PAT (Rs. In Mn)

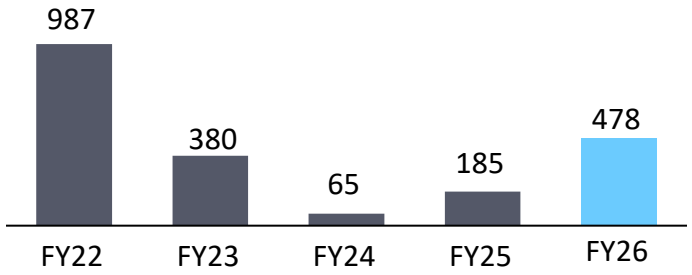

EBITDA Margin (%)

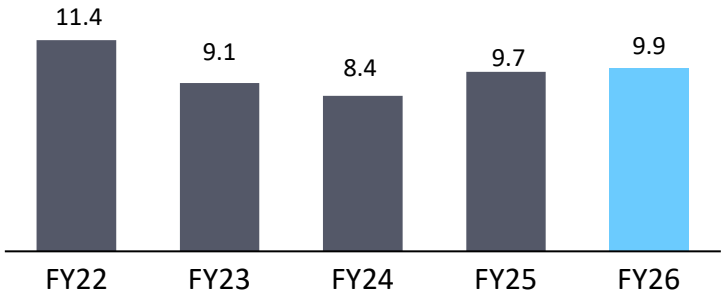

PAT Margin (%)

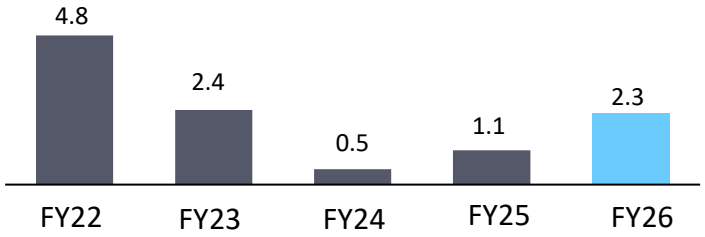

* On Consolidated basis

Revenue includes other income

Note : FY22 financials has been restated due to amalgamation of SPS Processors Pvt. Ltd.

Key Ratios

Net Debt/ Equity (x)

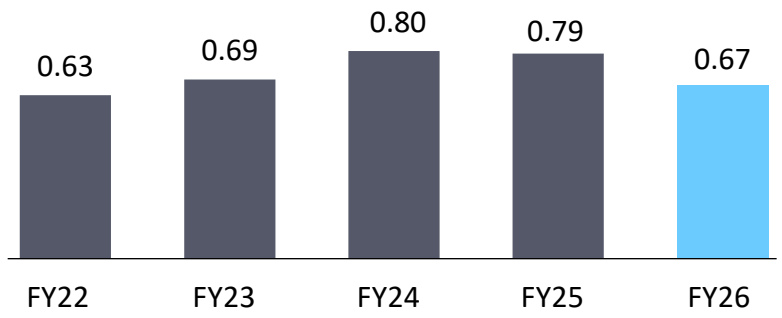

Return on Equity(%)

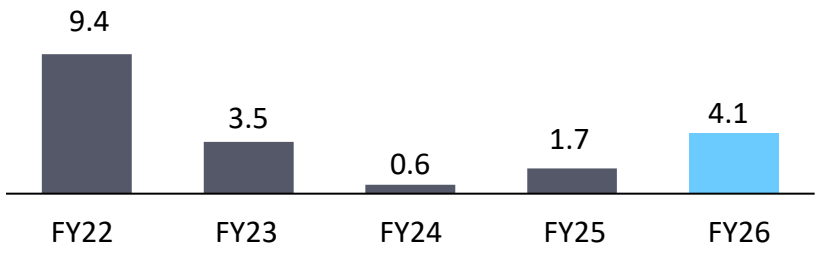

Return on Capital Employed (%)

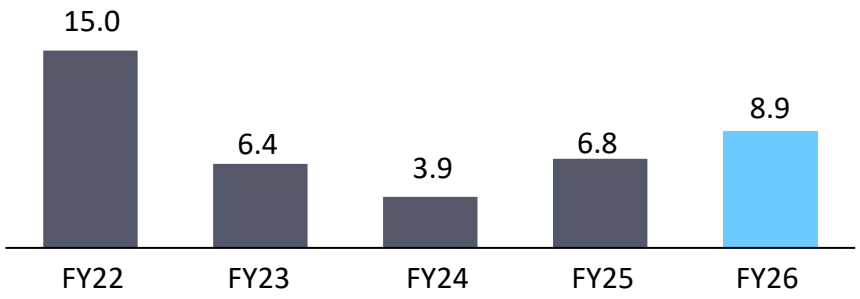

Net Working Capital Days

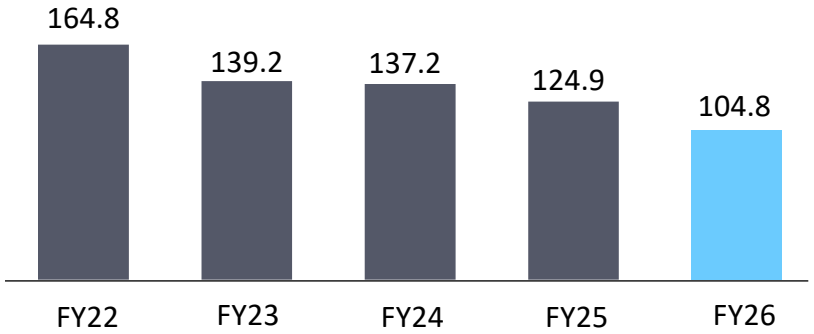

* On Consolidated basis

Segmental Performance

Bodal Chemicals Ltd.
COLOURS. INTEGRATION. INNOVATION.

Revenue Breakup

(Rs in mn)

Basic Chemical

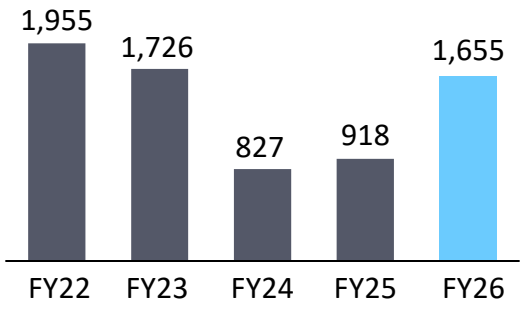

Dyestuffs

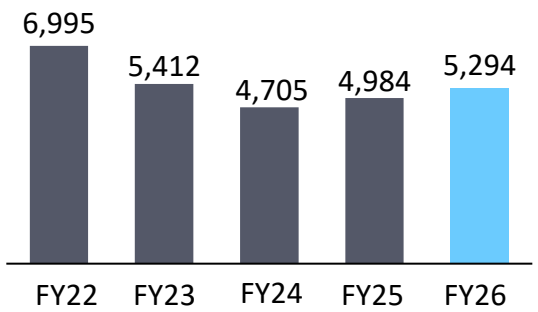

Dye Intermediates

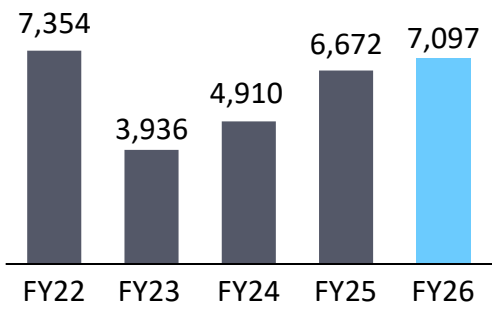

Chlor Alkali

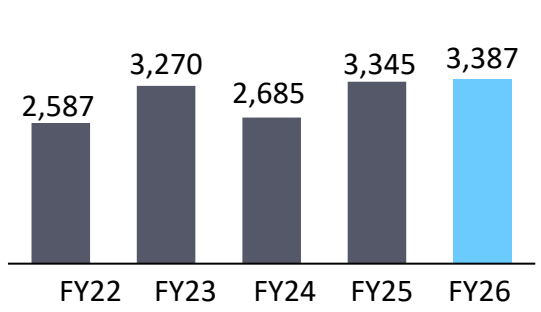

Volume Breakup

Basic Chemical (MT)

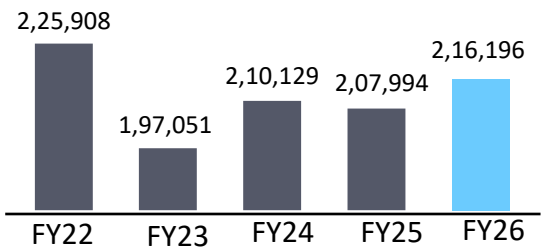

Dyestuffs (MT)

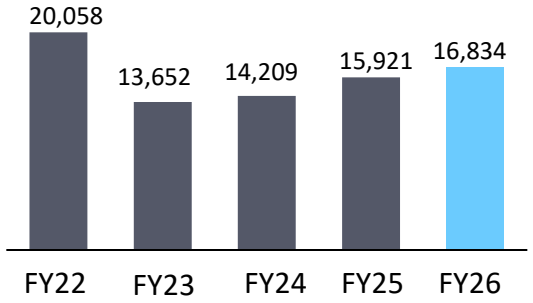

Dye Intermediates (MT)

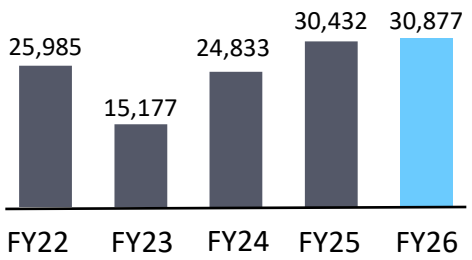

Chlor Alkali (MT) ^

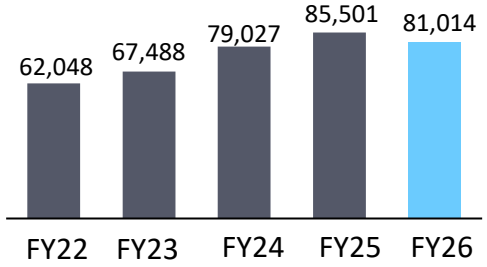

* Production On Standalone basis

Revenue includes other income

Basic Chemical production include Thionyl Chloride

^Production volume - Caustic Soda only

Thank You



Contact Information

Bodal Chemicals Ltd.
CIN – : L24110GJ1986PLC009003
Mr. Mayur Padhya
Chief Financial Officer
Email – mayur@bodal.com
www.bodal.com