

# FORM NO. MGT-7

[Pursuant to sub-Section(1) of section 92 of the Companies Act, 2013 and sub-rule (1) of rule 11of the Companies (Management and Administration) Rules, 2014]



सत्यमेव जयते

## Annual Return (other than OPCs and Small Companies)

Form language ☒ English ☐ Hindi

Refer the instruction kit for filing the form.

### I. REGISTRATION AND OTHER DETAILS

(i) \* Corporate Identification Number (CIN) of the company

L24110GJ1986PLC009003

Pre-fill

Global Location Number (GLN) of the company

\* Permanent Account Number (PAN) of the company

AAACD5352M

(ii) (a) Name of the company

BODAL CHEMICALS LIMITED

(b) Registered office address

PLOT NO 123 AND 124 PHASE -1 GIDC VATVA NA  
AHMEDABAD  
Gujarat  
382445  
India



(c) \*e-mail ID of the company

secretarial@bodal.com

(d) \*Telephone number with STD code

07968160100

(e) Website

www.bodal.com

(iii) Date of Incorporation

24/09/1986

(iv)	Type of the Company	Category of the Company	Sub-category of the Company
	Public Company	Company limited by shares	Indian Non-Government company

(v) Whether company is having share capital

☒ Yes

☐ No

(vi) \*Whether shares listed on recognized Stock Exchange(s)

☒ Yes

☐ No

(a) Details of stock exchanges where shares are listed

S. No.	Stock Exchange Name	Code
1	BOMBAY STOCK EXCHANGE	1
2	NATIONAL STOCK EXCHANGE	1,024

(b) CIN of the Registrar and Transfer Agent

U67190MH1999PTC118368

Pre-fill

Name of the Registrar and Transfer Agent

LINK INTIME INDIA PRIVATE LIMITED

Registered office address of the Registrar and Transfer Agents

C-101, 1st Floor, 247 Park,  
Lal Bahadur Shastri Marg, Vikhroli (West)

(vii) \*Financial year From date 01/04/2022 (DD/MM/YYYY) To date 31/03/2023 (DD/MM/YYYY)

(viii) \*Whether Annual general meeting (AGM) held ☒ Yes ☐ No

(a) If yes, date of AGM

(b) Due date of AGM

30/09/2023

(c) Whether any extension for AGM granted

☐ Yes ☒ No

## II. PRINCIPAL BUSINESS ACTIVITIES OF THE COMPANY

\*Number of business activities

1

S.No	Main Activity group code	Description of Main Activity group	Business Activity Code	Description of Business Activity	% of turnover of the company
1	C	Manufacturing	C6	Chemical and chemical products, pharmaceuticals, medicinal chemical and	100

## III. PARTICULARS OF HOLDING, SUBSIDIARY AND ASSOCIATE COMPANIES (INCLUDING JOINT VENTURES)

\*No. of Companies for which information is to be given

7

Pre-fill All

S.No	Name of the company	CIN / FCRN	Holding/ Subsidiary/Associate/ Joint Venture	% of shares held
1	Bodal Chemicals Trading Pvt L. +	U51597GJ2018PTC105513	Subsidiary	100
2	Bodal Chemicals trading Shijia +		Subsidiary	100

3	SENER BOYA KIMYA TEKSTIL S/		Subsidiary	100
4	Bodal Bangla Ltd.		Subsidiary	100
5	SENPA DIS TICARET ANONIM S		Subsidiary	100
6	Plutoeco Enviro Association	U85300GJ2020NPL117736	Associate	25
7	PT Bodal Chemicals Indonesia		Subsidiary	100

#### IV. SHARE CAPITAL, DEBENTURES AND OTHER SECURITIES OF THE COMPANY

##### (i) \*SHARE CAPITAL

###### (a) Equity share capital

Particulars	Authorised capital	Issued capital	Subscribed capital	Paid up capital
Total number of equity shares	218,250,000	125,623,465	125,623,465	125,623,465
Total amount of equity shares (in Rupees)	436,500,000	251,246,930	251,246,930	251,246,930

Number of classes

1

Class of Shares	Authorised capital	Issued capital	Subscribed capital	Paid up capital
Equity Share Capital				
Number of equity shares	218,250,000	125,623,465	125,623,465	125,623,465
Nominal value per share (in rupees)	2	2	2	2
Total amount of equity shares (in rupees)	436,500,000	251,246,930	251,246,930	251,246,930

###### (b) Preference share capital

Particulars	Authorised capital	Issued capital	Subscribed capital	Paid-up capital
Total number of preference shares	27,500,000	0	0	0
Total amount of preference shares (in rupees)	275,000,000	0	0	0

Number of classes

1

Class of shares	Authorised capital	Issued capital	Subscribed capital	Paid up capital
Preference share capital				
Number of preference shares	27,500,000	0	0	0
Nominal value per share (in rupees)	10	10	10	10
Total amount of preference shares (in rupees)	275,000,000	0	0	0

**(c) Unclassified share capital**

Particulars	Authorised Capital
Total amount of unclassified shares	0

**(d) Break-up of paid-up share capital**

Class of shares	Number of shares			Total nominal amount	Total Paid-up amount	Total premium
Equity shares	Physical	DEMAT	Total			
At the beginning of the year	583,774	121,897,891	122481665	244,963,330	244,963,330	
		+		+	+	
Increase during the year	0	3,265,069	3265069	6,530,138	6,530,138	0
i. Public Issues	0	0	0	0	0	
ii. Rights issue	0	0	0	0	0	
iii. Bonus issue	0	0	0	0	0	0
iv. Private Placement/ Preferential allotment	0	0	0	0	0	
v. ESOPs	0	171,100	171100	342,200	342,200	
vi. Sweat equity shares allotted	0	0	0	0	0	0
vii. Conversion of Preference share	0	0	0	0	0	0
viii. Conversion of Debentures	0	0	0	0	0	0
ix. GDRs/ADRs	0	0	0	0	0	
x. Others, specify	0	3,093,969	3093969	6,187,938	6,187,938	0
Demat-123269 & Amalgamation Issue- 2970700						
Decrease during the year	123,269	0	123269	246,538	246,538	0
i. Buy-back of shares	0	0	0	0	0	0
ii. Shares forfeited	0	0	0	0	0	0
iii. Reduction of share capital	0	0	0	0	0	
iv. Others, specify	123,269	0	123269	246,538	246,538	
Demat						
At the end of the year	460,505	125,162,960	125623465	251,246,930	251,246,930	
Preference shares						

<b>At the beginning of the year</b>	0	0	0	0	0	
<b>Increase during the year</b>	0	0	0	0	0	0
i. Issues of shares	0	0	0	0	0	0
ii. Re-issue of forfeited shares	0	0	0	0	0	0
iii. Others, specify						
<b>Decrease during the year</b>	0	0	0	0	0	0
i. Redemption of shares	0	0	0	0	0	0
ii. Shares forfeited	0	0	0	0	0	0
iii. Reduction of share capital	0	0	0	0	0	0
iv. Others, specify						
<b>At the end of the year</b>	0	0	0	0	0	

ISIN of the equity shares of the company

INE338D01028

**(ii)** Details of stock split/consolidation during the year (for each class of shares)

0

Class of shares		(i)	(ii)	(iii)
Before split / Consolidation	Number of shares			
	Face value per share			
After split / Consolidation	Number of shares			
	Face value per share			

**(iii) Details of shares/Debentures Transfers since closure date of last financial year (or in the case of the first return at any time since the incorporation of the company) \***

☐ Nil

[Details being provided in a CD/Digital Media]

☐ Yes ☒ No ☐ Not Applicable

Separate sheet attached for details of transfers

☒ Yes ☐ No

Note: In case list of transfer exceeds 10, option for submission as a separate sheet attachment or submission in a CD/Digital Media may be shown.

Date of the previous annual general meeting		<input type="text" value="26/09/2022"/>	
Date of registration of transfer (Date Month Year) <input type="text"/>			
Type of transfer	<input type="text"/>	1 - Equity, 2- Preference Shares,3 - Debentures, 4 - Stock	
Number of Shares/ Debentures/ Units Transferred	<input type="text"/>	Amount per Share/ Debenture/Unit (in Rs.)	<input type="text"/>
Ledger Folio of Transferor		<input type="text"/>	
Transferor's Name	<input type="text"/>	<input type="text"/>	<input type="text"/>
	Surname	middle name	first name
Ledger Folio of Transferee		<input type="text"/>	
Transferee's Name	<input type="text"/>	<input type="text"/>	<input type="text"/>
	Surname	middle name	first name
Date of registration of transfer (Date Month Year) <input type="text"/>			
Type of transfer	<input type="text"/>	1 - Equity, 2- Preference Shares,3 - Debentures, 4 - Stock	
Number of Shares/ Debentures/ Units Transferred	<input type="text"/>	Amount per Share/ Debenture/Unit (in Rs.)	<input type="text"/>

Ledger Folio of Transferor			
Transferor's Name			
	Surname	middle name	first name
Ledger Folio of Transferee			
Transferee's Name			
	Surname	middle name	first name

(iv)
\*Debentures (Outstanding as at the end of financial year)

Particulars	Number of units	Nominal value per unit	Total value
Non-convertible debentures	0	0	0
Partly convertible debentures	0	0	0
Fully convertible debentures	0	0	0
Total			0

Details of debentures

Class of debentures	Outstanding as at the beginning of the year	Increase during the year	Decrease during the year	Outstanding as at the end of the year
Non-convertible debentures	0	0	0	0
Partly convertible debentures	0	0	0	0
Fully convertible debentures	0	0	0	0

(v)
Securities (other than shares and debentures)

0

Type of Securities	Number of Securities	Nominal Value of each Unit	Total Nominal Value	Paid up Value of each Unit	Total Paid up Value
Total					

V.
\*Turnover and net worth of the company (as defined in the Companies Act, 2013)

**(i) Turnover**

15,858,930,000

**(ii) Net worth of the Company**

10,701,966,111

**VI. (a) \*SHARE HOLDING PATTERN - Promoters**

S. No.	Category	Equity		Preference	
		Number of shares	Percentage	Number of shares	Percentage
1.	Individual/Hindu Undivided Family				
	(i) Indian	60,585,042	48.23	60,585,042	48.23
	(ii) Non-resident Indian (NRI)	0	0	0	0
	(iii) Foreign national (other than NRI)	11,610,620	9.24	11,610,620	9.24
2.	Government				
	(i) Central Government	0	0	0	0
	(ii) State Government	0	0	0	0
	(iii) Government companies	0	0	0	0
3.	Insurance companies	0	0	0	0
4.	Banks	0	0	0	0
5.	Financial institutions	0	0	0	0
6.	Foreign institutional investors	0	0	0	0
7.	Mutual funds	0	0	0	0
8.	Venture capital	0	0	0	0
9.	Body corporate (not mentioned above)	0	0	0	0
10.	Others	0	0	0	0
	<b>Total</b>	72,195,662	57.47	72,195,662	57.47

**Total number of shareholders (promoters)**

10

**(b) \*SHARE HOLDING PATTERN - Public/Other than promoters**

S. No.	Category	Equity		Preference	
		Number of shares	Percentage	Number of shares	Percentage



1.	Individual/Hindu Undivided Family				
	(i) Indian	36,977,615	29.44	36,977,915	29.44
	(ii) Non-resident Indian (NRI)	1,144,897	0.91	1,144,897	0.91
	(iii) Foreign national (other than NRI)	0	0	0	0
2.	Government				
	(i) Central Government	0	0	0	0
	(ii) State Government	7,525	0.01	7,525	0.01
	(iii) Government companies	0	0	0	0
3.	Insurance companies	0	0	0	0
4.	Banks	11,000	0.01	11,000	0.01
5.	Financial institutions	33,000	0.03	33,000	0.03
6.	Foreign institutional investors	3,046,946	2.43	3,046,946	2.43
7.	Mutual funds	0	0	0	0
8.	Venture capital	157,200	0.13	157,200	0.13
9.	Body corporate (not mentioned above)	2,117,730	1.69	2,117,730	1.69
10.	Others	9,931,890	7.91	9,931,890	7.91
	<b>Total</b>	53,427,803	42.56	53,428,103	42.56

**Total number of shareholders (other than promoters)**

64,785

**Total number of shareholders (Promoters+Public/  
Other than promoters)**

64,795

**(c) \*Details of Foreign institutional investors' (FIIs) holding shares of the company**

22

Name of the FII	Address	Date of Incorporation	Country of Incorporation	Number of shares held	% of shares held
LOS ANGELES CITY EM +	CITIBANK N.A. CUSTODY SERVICES +			7,362	0.59
DIMENSIONAL EMERG +	CITIBANK N.A. CUSTODY SERVICES +			180	0.01
EMERGING MARKETS S +	CITIBANK N.A. CUSTODY SERVICES +			32,546	0.02
EMERGING MARKETS C +	DEUTSCHE BANK AG, DB HOUSE H +			17,700	0.01

Name of the FII	Address	Date of Incorporation	Country of Incorporation	Number of shares held	% of shares held
THE EMERGING MARK	CITIBANK N.A. CUSTODY SERVICES			82,131	0.06
EMERGING MARKETS	EMERGING MARKETS CORE EQUITY			402,603	0.32
EMERGING MARKETS	CITIBANK N.A. CUSTODY SERVICES			6,839	0
QUADRATURE CAPITAL	JPMORGAN CHASE BANK N.A., INC			51,845	0.04
CITY OF LOS ANGELES	CITIBANK N.A. CUSTODY SERVICES			18,911	0.01
DFA INTERNATIONAL	STANDARD CHARTERED BANK SEC			13,384	0.01
EMERGING MARKETS	CITIBANK N.A. CUSTODY SERVICES			17,752	0.01
EMERGING MARKETS	DEUTSCHE BANK AG, DB HOUSE H			38,133	0.03
GYMKHANA PARTNER	CITIBANK N.A. CUSTODY SERVICES			67,000	0.05
CITY OF NEW YORK GP	HSBC SECURITIES SERVICES 11TH F			38,125	0.03
DIMENSIONAL FUNDS	DEUTSCHE BANK AG, DB HOUSE H			3,959	0
ALASKA PERMANENT	DEUTSCHE BANK AG DB HOUSE, H			19,456	0.01
AMERICAN CENTURY F	DEUTSCHE BANK AG, DB HOUSE H			231	0
DIMENSIONAL EMERG	CITIBANK N.A. CUSTODY SERVICES			190,330	0.15
DIMENSIONAL WORL	CITIBANK N.A. CUSTODY SERVICES			46,508	0.03
EMERGING MARKETS	DEUTSCHE BANK AG, DB HOUSE H			6,736	0
JUPITER INDIA FUND	CITIBANK N.A. CUSTODY SERVICES			1,640,994	1.3
JUPITER SOUTH ASIA I	CITIBANK N.A. CUSTODY SERVICES			344,221	

**VII. \*NUMBER OF PROMOTERS, MEMBERS, DEBENTURE HOLDERS**  
**(Details, Promoters, Members (other than promoters), Debenture holders)**

Details	At the beginning of the year	At the end of the year
Promoters	10	10
Members (other than promoters)	59,496	64,785
Debenture holders	0	0

**VIII. DETAILS OF DIRECTORS AND KEY MANAGERIAL PERSONNEL**

**(A) \*Composition of Board of Directors**

Category	Number of directors at the beginning of the year		Number of directors at the end of the year		Percentage of shares held by directors as at the end of year	
	Executive	Non-executive	Executive	Non-executive	Executive	Non-executive
<b>A. Promoter</b>	3	0	3	0	48.23	0
<b>B. Non-Promoter</b>	1	4	1	4	0.16	0
(i) Non-Independent	1	0	1	0	0.16	0
(ii) Independent	0	4	0	4	0	0
<b>C. Nominee Directors representing</b>	0	0	0	0	0	0
(i) Banks & FIs	0	0	0	0	0	0
(ii) Investing institutions	0	0	0	0	0	0
(iii) Government	0	0	0	0	0	0
(iv) Small share holders	0	0	0	0	0	0
(v) Others	0	0	0	0	0	0
<b>Total</b>	<b>4</b>	<b>4</b>	<b>4</b>	<b>4</b>	<b>48.39</b>	<b>0</b>

**Number of Directors and Key managerial personnel (who is not director) as on the financial year end date**

10
----




**(B) (i) \*Details of directors and Key managerial personnel as on the closure of financial year**

Name	DIN/PAN	Designation	Number of equity share(s) held	Date of cessation (after closure of financial year : If any)
Mr. Suresh J. Patel	00007400	Managing Director	37,112,857	
Mr. Bhavin S. Patel	00030464	Whole-time director	10,496,342	
Mr. Ankit S. Patel	02173231	Whole-time director	7,261,072	
Mrs. Neha S. Huddar	00092242	Director	1,000	
Mr. Nalin Kumar	03060741	Director	0	
Mr. Mayank Kulinchandi	03554733	Director	0	
Mr. Rajarshi Ghosh	08715159	Director	0	
Mr. Rohit Bhoorchand M	09806284	Director	0	

Name	DIN/PAN	Designation	Number of equity share(s) held	Date of cessation (after closure of financial year : If any)
Mr. Mayur B. Padhya	ADGPP9472L	CFO	202,750	
Mr. Ashutosh B. Bhatt	BDRPB8951Q	Company Secretar	0	

**(ii) Particulars of change in director(s) and Key managerial personnel during the year**

3




Name	DIN/PAN	Designation at the beginning / during the financial year	Date of appointment/ change in designation/ cessation	Nature of change (Appointment/ Change in designation/ Cessation)
Mr. Rohit Bhoorchand M 	09806284	Additional director	12/12/2022	Appointment as an Additional Director 
Mr. Sunil K. Mehta	01736527	Director	13/12/2022	Retired as an Independent Director
Mr. Rohit Bhoorchand M 	09806284	Director	24/01/2023	Change in designation as an Indeper 

**IX. MEETINGS OF MEMBERS/CLASS OF MEMBERS/BOARD/COMMITTEES OF THE BOARD OF DIRECTORS**

**A. MEMBERS/CLASS /REQUISITIONED/NCLT/COURT CONVENED MEETINGS**

Number of meetings held

4

Type of meeting	Date of meeting	Total Number of Members entitled to attend meeting	Attendance	
			Number of members attended	% of total shareholding
Annual General Meeting	26/09/2022	64,785	45	0.06
Court Convened Meeting- S 	21/07/2022	59,684	39	0.06
Court Convened Meeting- U 	21/07/2022	864	27	3.12
Court Convened Meeting- S 	21/07/2022	4	4	100

**B. BOARD MEETINGS**

\*Number of meetings held

5

S. No.	Date of meeting	Total Number of directors associated as on the date of meeting	Attendance	
			Number of directors attended	% of attendance
1	27/05/2022	8	8	100
2	09/08/2022	8	8	100
3	14/11/2022	8	7	87.5

S. No.	Date of meeting	Total Number of directors associated as on the date of meeting	Attendance	
			Number of directors attended	% of attendance
4	12/12/2022	9	8	88.89
5	14/02/2023	8	6	75

### C. COMMITTEE MEETINGS

Number of meetings held

65

S. No.	Type of meeting	Date of meeting	Total Number of Members as on the date of the meeting	Attendance	
				Number of members attended	% of attendance
1	Audit Committee	27/05/2022	4	4	100
2	Audit Committee	09/08/2022	4	4	100
3	Audit Committee	14/11/2022	4	4	100
4	Audit Committee	14/02/2023	4	3	75
5	NRC Committee	27/05/2022	3	3	100
6	NRC Committee	16/09/2022	3	3	100
7	NRC Committee	12/12/2022	3	3	100
8	CSR Committee	27/05/2022	3	3	100
9	CSR Committee	09/08/2022	3	3	100
10	CSR Committee	14/11/2022	3	2	66.67

### D. \*ATTENDANCE OF DIRECTORS

S. No.	Name of the director	Board Meetings			Committee Meetings			Whether attended AGM held on
		Number of Meetings which director was entitled to attend	Number of Meetings attended	% of attendance	Number of Meetings which director was entitled to attend	Number of Meetings attended	% of attendance	
								(Y/N/NA)
1	Mr. Suresh J.	5	3	60	53	50	94.34	
2	Mr. Bhavin S.	5	5	100	55	48	87.27	
3	Mr. Ankit S. P.	5	5	100	53	46	86.79	
4	Mrs. Neha S. I.	5	5	100	8	8	100	

5	Mr. Nalin Kum	5	5	100	8	8	100	
6	Mr. Mayank K	5	5	100	1	1	100	
7	Mr. Rajarshi G	5	5	100	2	2	100	
8	Mr. Rohit Bho	1	1	100	5	4	80	

**X. \*REMUNERATION OF DIRECTORS AND KEY MANAGERIAL PERSONNEL**

☐ Nil

Number of Managing Director, Whole-time Directors and/or Manager whose remuneration details to be entered

4

S. No.	Name	Designation	Gross Salary	Commission	Stock Option/ Sweat equity	Others	Total Amount
1	Mr. Suresh J. Patel	Chairman & Man +	16,200,000	7,500,000	0	65,753	23,765,753
2	Mr. Bhavin S. Patel	Executive Direct +	10,800,000	1,250,000	0	245,079	12,295,079
3	Mr. Ankit S. Patel	Executive Direct +	10,800,000	1,250,000	0	861,331	12,911,331
4	Mr. Rajarshi Ghosh	Executive Direc +	2,308,740	0	0	32,400	2,341,140
	Total		40,108,740	10,000,000	0	1,204,563	51,313,303

Number of CEO, CFO and Company secretary whose remuneration details to be entered

2

S. No.	Name	Designation	Gross Salary	Commission	Stock Option/ Sweat equity	Others	Total Amount
1	Mr. Mayur B. Padhy	Chief Financial C +	6,081,932	0	869,550	0	6,951,482
2	Mr. Ashutosh B. Bha	Company Secre +	1,373,932	0	237,150	0	1,611,082
	Total		7,455,864	0	1,106,700	0	8,562,564

Number of other directors whose remuneration details to be entered

5

S. No.	Name	Designation	Gross Salary	Commission	Stock Option/ Sweat equity	Others	Total Amount
1	Mr. Sunil K. Mehta	Independent Dir +	280,000	0	0	0	280,000
2	Mr. Nalin Kumar	Independent Dir +	350,000	0	0	0	350,000
3	Mrs. Neha Huddar	Independent Dir +	310,000	0	0	0	310,000
4	Mr. Mayank Mehta	Independent Dir +	200,000	0	0	0	200,000
5	Mr. Rohit Bhoorchai	Independent Dir +	10,000	0	0	0	10,000
	Total		1,150,000	0	0	0	1,150,000

## XI. MATTERS RELATED TO CERTIFICATION OF COMPLIANCES AND DISCLOSURES

- \* A. Whether the company has made compliances and disclosures in respect of applicable provisions of the Companies Act, 2013 during the year ☒ Yes ☐ No

B. If No, give reasons/observations

## XII. PENALTY AND PUNISHMENT - DETAILS THEREOF

(A) DETAILS OF PENALTIES / PUNISHMENT IMPOSED ON COMPANY/DIRECTORS /OFFICERS ☐ Nil

1

Name of the company/ directors/ officers	Name of the court/ concerned Authority	Date of Order	Name of the Act and section under which penalised / punished	Details of penalty/ punishment	Details of appeal (if any) including present status
BODAL CHEMICALS LTD.	SECURITIES & EXCHANGE BOARD OF INDIA	31/03/2023	Section- 15 I of SEBI Act, 1992	700000	NA

(B) DETAILS OF COMPOUNDING OF OFFENCES ☒ Nil

Name of the company/ directors/ officers	Name of the court/ concerned Authority	Date of Order	Name of the Act and section under which offence committed	Particulars of offence	Amount of compounding (in Rupees)

## XIII. Whether complete list of shareholders, debenture holders has been enclosed as an attachment

☐ Yes ☒ No

(In case of 'No', submit the details separately through the method specified in instruction kit)

## XIV. COMPLIANCE OF SUB-SECTION (2) OF SECTION 92, IN CASE OF LISTED COMPANIES

In case of a listed company or a company having paid up share capital of Ten Crore rupees or more or turnover of Fifty Crore rupees or more, details of company secretary in whole time practice certifying the annual return in Form MGT-8.

Name

TAPAN SHAH

Whether associate or fellow

☐ Associate ☒ Fellow

Certificate of practice number

2839

### I/We certify that:

- (a) The return states the facts, as they stood on the date of the closure of the financial year aforesaid correctly and adequately.  
(b) Unless otherwise expressly stated to the contrary elsewhere in this Return, the Company has complied with all the provisions of the Act during the financial year.

### Declaration

I am Authorised by the Board of Directors of the company vide resolution no. ...  dated

(DD/MM/YYYY) to sign this form and declare that all the requirements of the Companies Act, 2013 and the rules made thereunder in respect of the subject matter of this form and matters incidental thereto have been complied with. I further declare that:

1. Whatever is stated in this form and in the attachments thereto is true, correct and complete and no information material to the subject matter of this form has been suppressed or concealed and is as per the original records maintained by the company.
2. All the required attachments have been completely and legibly attached to this form.

**Note: Attention is also drawn to the provisions of Section 447, section 448 and 449 of the Companies Act, 2013 which provide for punishment for fraud, punishment for false statement and punishment for false evidence respectively.**

#### To be digitally signed by

Director

DIN of the director

#### To be digitally signed by

☒ Company Secretary

☐ Company secretary in practice

Membership number

Certificate of practice number

#### Attachments

1. List of share holders, debenture holders
2. Approval letter for extension of AGM;
3. Copy of MGT-8;
4. Optional Attachment(s), if any

Attach

Attach

Attach

Attach

#### List of attachments

Committee Meeting.pdf  
Bodal Chemicals LimitedSHT.pdf  
LIST OF SHAREHOLDERS.pdf

Remove attachment

Modify

Check Form

Prescrutiny

Submit

**This eForm has been taken on file maintained by the Registrar of Companies through electronic mode and on the basis of statement of correctness given by the company**